



Biogas State Profile: New York

Biogas Potential

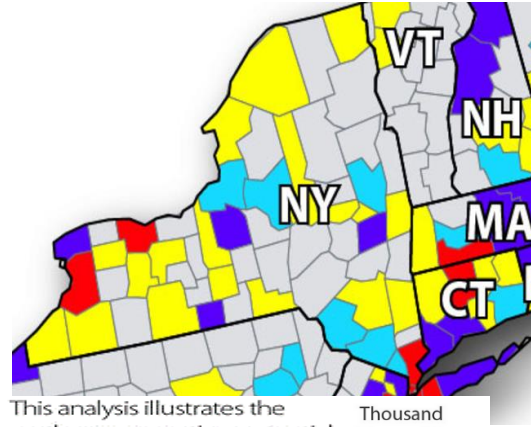
New York ranks #7 among U.S. states for methane production potential from biogas sources.¹

Currently New York has 216 operational biogas systems. We see the potential for more than 308 new projects to be developed based on the estimated amount of available organic material.

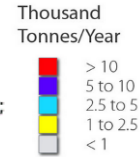
Constructing this many projects would generate \$924 million in capital investment, and create 7,700 short-term construction jobs, 616 long-term jobs, and numerous industry-supporting jobs.

If fully realized, these biogas systems could produce enough electricity to power 64,629 homes (1.2 billion kWh) or enough renewable natural gas to fuel 174,202 vehicles.

They would also collectively reduce greenhouse gas emissions by the equivalent of 28.6 trillion tons of carbon dioxide, the same as growing 22.1 million tree seedlings for ten years or the amount 738,542 acres of U.S. American forest sequester each year.²



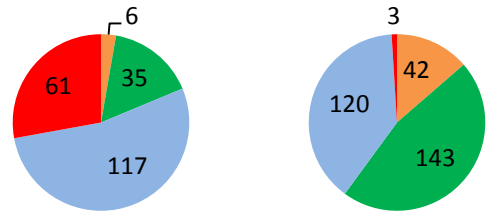
This analysis illustrates the methane generation potential by county from the following biogas sources: landfills; animal manure; wastewater treatment; and industrial, institutional, and commercial organic waste (IIC).



U.S. Energy Rankings

Energy	
Total CO2 Emissions ¹²	Ranks 9 th in U.S., 3.7% share
Per Capita Energy Consumption ¹³	Ranks Last in U.S.
Renewable Electricity Generation ¹⁴	Ranks 4 th in U.S.
Energy Prices Rank ¹⁵	Ranks 10 th in U.S.

Operational Systems Potential Systems



■ Food Waste ■ Agriculture ■ Waste Water ■ Landfill

Biogas Systems

Food Waste

Operational food waste biogas systems ³	6
Potential food waste biogas systems ⁴	42

Agriculture

Operational biogas systems on farms ⁵	35
Potential dairy farm biogas systems ⁶	143
Potential swine farm biogas systems ⁷	-

Waste Water

Operational biogas systems at water resource recovery facilities ⁸	117
Potential biogas systems at WRRFS ⁹	120

Landfills

Operational landfill gas systems ¹⁰	61
Potential landfill gas systems ¹¹	3

Feedstocks

Manure

Total Manure Volume ¹⁶	12.4 million gallons per day
Total Dairy Manure ¹⁷	11.1 million gallons per day
Total Swine Manure ¹⁸	105 thousand gallons per day
Total Beef Manure ¹⁹	1.2 million gallons per day

Food Waste

Total Food Waste Generated ²⁰	2,098,250 tons per year
--	-------------------------

Waste Water

Average flow from WRRF's ²¹	17.8 million gallons per day*
--	-------------------------------

* All citations are available on AmericanBiogasCouncil.org.

New York Green Policies

New York is active in both sustainability and waste diversion.

The newly proposed CEF, or Clean Energy Fund, is comprised of a \$5 billion plan that will begin supporting NYSERDA programs in 2016 and ending in 2025. This would help NY state reach its ambitious goals of cutting greenhouse gas emissions by 50% by the year 2030, and 80% by the year 2050. In REV's proposal it states that "NY State should consider legislation allowing wastewater treatment plants to net-meter electricity produced from biogas to encourage full use of the available waste stream."²²

There are also active bills which we are tracking related to recycling: A01577, S01776, S01161, A00819.

State RPS ²³	30% by 2015, Includes AD
(RGGI) Green House Gas Bans ²⁴	5 % below 1990 levels by 2010; 10 % below 1990 levels by 2020
RGGI Statutes & Regulations	CO2 Budget Trading: DEC Part 242 , 21 NYCRR Part 507
Sustainability Commitments	NYC Recycling Law 146-2013 , Local Law 77 ; E-waste Recycling PlanNYC ; Sustainable NYCT ; Beyond Waste ; Clean Cities Coalition , Cleaner, Greener Communities
NY State Regulations	Air: 6NYCRR212 , 6NYCRR211.1 Solid Waste: Part 360 Permit Water: CAFO permit covers AD.
Funding Opportunities	NYSERDA ; PON 2828 : \$20.4 million in RPS funding is available through 2015 to support the installation and operation of Anaerobic Digester Gas - to-Electricity Systems in NYS.

New York Biogas Companies

[Applied Minerals Inc](#)
[Blue Sphere](#)
 Brad Penn Lubricants
[ClearCove Systems](#)
[D&B Engineers and Architects](#)
 Ed Dodge, Researcher
[EnviTec Biogas USA, Inc.](#)
 Evolution of Biogas Systems
[Gaia Strategies](#)
[Ithaca Area Wastewater Treatment Facility](#)
[Long Island Compost](#)
[O'Brien & Gere](#)
[PlanET Biogas USA Inc.](#)
[Rabobank](#)
[SUNY College of Environmental Science and Forestry](#)
[The Ketcham Group/PowerCrush Inc](#)
 + Dozens More

[Visit www.AmericanBiogasCouncil.org](http://www.AmericanBiogasCouncil.org) for the full Biogas Industry Directory

New York Biogas Resources

- [State Incentives for Renewables & Energy Efficiency – NY State RPS](#)
- [Regional Greenhouse Gas Initiative \(RGGI\) – New York State](#)
- [Rural Energy for America Program \(REAP\) Grants](#)
- [New York State Senate](#)
- [New York State Assembly](#)
- [New York State Energy Research & Development Authority](#)
- [Organics Material Exchange](#)
- [Food Waste Reduction Alliance](#)
- [USDA Rural Development – NY](#)
- [NYSERDA's Anaerobic Digester Workforce Development Project](#)
- [Composting and Organic Materials Management Materials - NYDEC](#)
- [Current NY State Electricity Rates](#)

American Biogas Council
1211 Connecticut Ave, NW
Suite 650
Washington, DC 20036-2701
(202) 640-6595
info@americanbiogascouncil.org

-
- ¹ <http://www.nrel.gov/docs/fy14osti/60178.pdf>
 - ² (See ABC Biogas Potential Calculator)
 - ³ (See ABC Food Waste Digester Excel Spreadsheet)
 - ⁴ (See ABC Biogas Potential Calculator)
 - ⁵ <http://epa.gov/agstar/projects/index.html>
 - ⁶ http://www.agcensus.usda.gov/Publications/2012/Full_Report/Volume_1,_Chapter_1_State_Level/New_York/st36_1_017_019.pdf (Farms with 500 to 999 milk cows)
 - ⁷ http://www.agcensus.usda.gov/Publications/2012/Full_Report/Volume_1,_Chapter_1_State_Level/New_York/st36_1_020_023.pdf (Farms with 5,000 or more hogs)
 - ⁸ <http://resourcerecoverydata.org/>
 - ⁹ <http://www.epa.gov/lmop/projects-candidates/operational.html>
 - ¹⁰ <http://www.epa.gov/lmop/projects-candidates/candidates.html>
 - ¹¹ <http://www.epa.gov/lmop/projects-candidates/candidates.html>
 - ¹² <http://www.eia.gov/state/rankings/?sid=CA#series/226>
 - ¹³ <http://www.eia.gov/state/?sid=CA#tabs-5>
 - ¹⁴ (See Above)
 - ¹⁵ <http://www.eia.gov/state/rankings/#/series/31>
 - ¹⁶ (See EQIP State Matrix Livestock Inventory)
 - ¹⁷ (See Above)
 - ¹⁸ (See Above)
 - ¹⁹ (See Above)
 - ²⁰ (see ABC Biogas Potential Calculator)
 - ²¹ <http://resourcerecoverydata.org/>
 - ²² <http://documents.dps.ny.gov/public/Common/ViewDoc.aspx?DocRefId=%7BDABF6A8A-17A5-441F-AC44-48587105CF6D%7D>
 - ²³ <http://www.ncsl.org/research/energy/renewable-portfolio-standards.aspx#ny>
 - ²⁴ <http://www.dec.ny.gov/energy/rggi.html>

American Biogas Council
1211 Connecticut Ave, NW
Suite 650
Washington, DC 20036-2701
(202) 640-6595
info@americanbiogascouncil.org